



Electrolux
PROFESSIONAL

Modular Cooking Range Line 700XP 2 Hot Plate Electric Induction Cooking Top Range

ITEM # _____

MODEL # _____

NAME # _____

SIS # _____

AIA # _____



371020 (E7INED2000)

2-zone (3,5 kW each)
electric induction cooking
top

371131 (E7INED200N)

2-zone (3,5 kW each)
electric induction cooking
top

Short Form Specification

Item No. _____

6 mm thick glass ceramic cooking surface with 2 independently controlled 3.5 kW induction zones. Induction top surface with seamless transition between individual heating zones. Exterior panels in stainless steel with Scotch Brite finish. One piece pressed work top in 1.5 mm thick stainless steel. Right-angled side edges to allow flush-fitting junction between units.

Main Features

- 6mm glass ceramic cooking surface with 2 independently controlled induction zones with a power of 3.5 kW per zone.
- Almost the entire surface of the ceramic plate can be used without "dead" spots.
- Indicating lamp for each zone located on control console.
- Induction plates endowed with overheating safety device.
- Power to the individual zones can be set with progressive output i.e. fine regulation at the lower and larger progress at the upper levels.
- Low heat dissipation to the kitchen.
- The smooth, glass ceramic plate is not directly heated, so there is no burning on cooking surface.
- IPX 4 water protection.
- Pots diameter to be used : min 12cm, max 28 cm in order to obtain maximum heating efficiency.
- Suitable for countertop installation.

Construction

- All exterior panels in Stainless Steel with Scotch Brite finishing.
- One piece pressed 1.5 mm work top in Stainless steel.
- Model has right-angled side edges to allow flush fitting joints between units, eliminating gaps and possible dirt traps.

Sustainability



- [NOT TRANSLATED]

Optional Accessories

- Support for bridge type installation, 800mm PNC 206137 ☐
- Support for bridge type installation, 1000mm PNC 206138 ☐
- Support for bridge type installation, 1200mm PNC 206139 ☐
- Support for bridge type installation, 1400mm PNC 206140 ☐
- Support for bridge type installation, 1600mm PNC 206141 ☐
- Support for bridge type installation, 400mm PNC 206154 ☐
- Water column extension for 700 line PNC 206291 ☐
- Chimney upstand, 400mm PNC 206303 ☐
- Chimney grid net, 400mm (700XP/900) PNC 206400 ☐

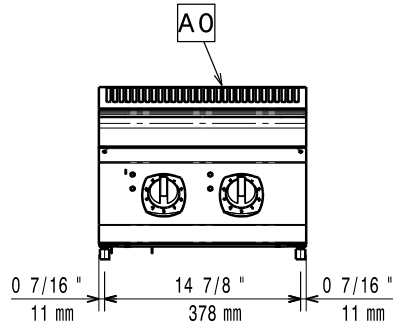
APPROVAL: _____



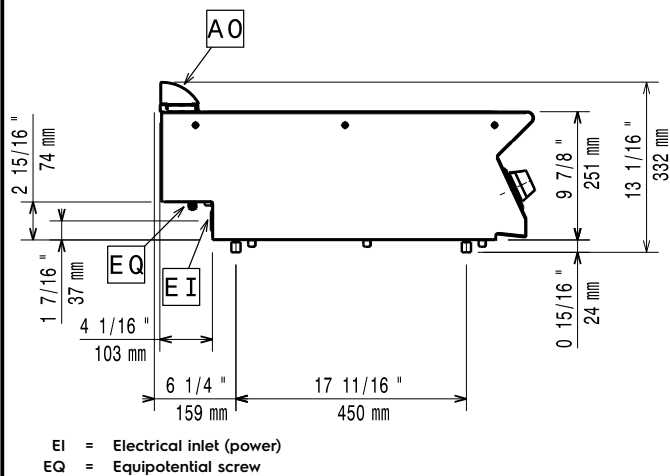
Experience the Excellence
www.electroluxprofessional.com
professional@electrolux.com

- 2 side covering panels for top appliances PNC 216277 ☐
- Stainless steel universal frying pan with stainless steel handle (diam. 200mm) suitable for induction and all other heating sources PNC 653596 ☐
- Universal frying pan with stainless steel handle (diam. 240mm) suitable for induction and all other heating sources PNC 653597 ☐
- Universal frying pan with stainless steel handle (diam. 280mm) suitable for induction and all other heating sources PNC 653598 ☐

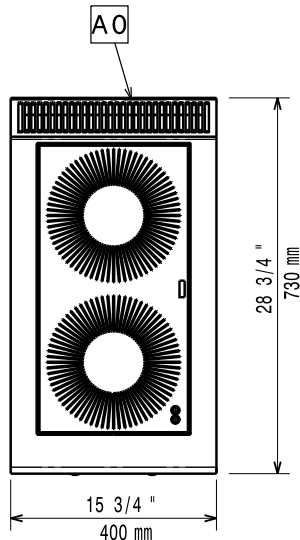
Front



Side



Top



Electric

Supply voltage:

371020 (E7INED2000) 380-415 V/3 ph/50/60 Hz

371131 (E7INED200N) 230 V/3 ph/50/60 Hz

Total Watts:

7 kW

Key Information:

If appliance is set up or next to or against temperature sensitive furniture or similar, a safety gap of approximately 150 mm should be maintained or some form of heat insulation fitted.

Induction compatible pots & pans must be used.

Net weight:

30 kg

Shipping weight:

371020 (E7INED2000) 38 kg

371131 (E7INED200N) 39 kg

Shipping height:

371020 (E7INED2000) 530 mm

371131 (E7INED200N) 540 mm

Shipping width:

460 mm

Shipping depth:

820 mm

Shipping volume:

0.2 m³

[NOT TRANSLATED]

371020 (E7INED2000) IH720

371131 (E7INED200N) NIN47F

Induction Top Dimensions

(width):

400 mm

Induction Top Dimensions

(depth):

730 mm