



Modular Cooking Range Line 700XP 4-Burner Gas Boiling Top

ITEM # _____
MODEL # _____
NAME # _____
SIS # _____
AIA # _____



371167 (E7GCGH4C0A)

4-burner (5,5 kW each) gas
boiling top - Aus

Short Form Specification

Item No. _____

To be installed on open base installations, bridging supports or cantilever systems. High efficiency flower flame burners with flame regulator and protected pilot light. Flame failure device as standard on burners to protect against accidental extinguishing. Exterior panels in stainless steel with Scotch Brite finish. Pan supports in heavy duty cast iron. One piece pressed work top in 1.5 mm thick stainless steel. Right-angled side edges to allow flush-fitting junction between units.

Main Features

- Burners to feature flame regulator.
- Flame failure device on each burner protects against gas leakage when accidental extinguishing of the flame occurs.
- Gas appliance supplied for use with natural or LPG gas, conversion jets supplied as standard.
- IPX 4 water protection.
- Large sized pan support in cast iron (stainless steel as option) with long center fins to allow the use of the largest down to the smallest pans.
- Protected pilot light.
- The four 5.5 kW high efficiency flower flame burners allow the flame to adapt to different size pans.
- Unit to be mounted on open base cupboards, bridging supports or cantilever systems.
- Pan supports in cast iron are washable in a dishwasher.
- Control knobs provide smooth, continuous rotation from min to max power level.
- Suitable for countertop installation.

Construction

- Model has right-angled side edges to allow flush fitting joints between units, eliminating gaps and possible dirt traps.
- One piece pressed 1.5 mm work top in Stainless steel.
- All exterior panels in Stainless Steel with Scotch Brite finishing.

APPROVAL: _____

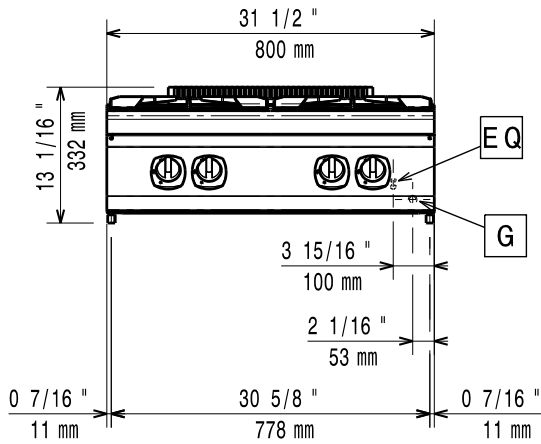


Experience the Excellence
www.electroluxprofessional.com
professional@electrolux.com

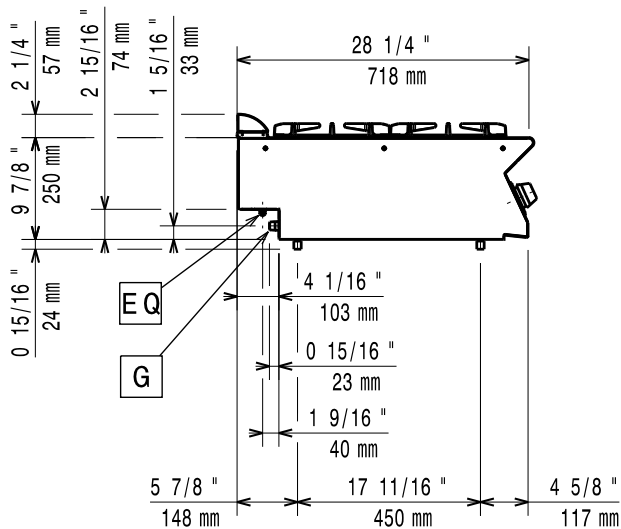
Optional Accessories

- | | | |
|---|------------|--------------------------|
| • Junction sealing kit | PNC 206086 | <input type="checkbox"/> |
| • Draught diverter, 150 mm diameter | PNC 206132 | <input type="checkbox"/> |
| • Matching ring for flue condenser, 150 mm diameter | PNC 206133 | <input type="checkbox"/> |
| • Support for bridge type installation, 800mm | PNC 206137 | <input type="checkbox"/> |
| • Support for bridge type installation, 1000mm | PNC 206138 | <input type="checkbox"/> |
| • Support for bridge type installation, 1200mm | PNC 206139 | <input type="checkbox"/> |
| • Support for bridge type installation, 1400mm | PNC 206140 | <input type="checkbox"/> |
| • Support for bridge type installation, 1600mm | PNC 206141 | <input type="checkbox"/> |
| • Flue condenser for 1 module, 150 mm diameter | PNC 206246 | <input type="checkbox"/> |
| • Single burner smooth plate for direct cooking - fits frontal burners only | PNC 206260 | <input type="checkbox"/> |
| • Single burner ribbed plate for direct cooking- fits frontal burners only | PNC 206261 | <input type="checkbox"/> |
| • Single burner radiant plate for pan support | PNC 206264 | <input type="checkbox"/> |
| • Water column with swivel arm (water column extension not included) | PNC 206289 | <input type="checkbox"/> |
| • Water column extension for 700 line | PNC 206291 | <input type="checkbox"/> |
| • Stainless steel double grid for 2 burners | PNC 206297 | <input type="checkbox"/> |
| • Chimney upstand, 800mm | PNC 206304 | <input type="checkbox"/> |
| • Right and left side handrails | PNC 206307 | <input type="checkbox"/> |
| • - NOT TRANSLATED - | PNC 206308 | <input type="checkbox"/> |
| • Wok pan support for open burners (700/900) | PNC 206363 | <input type="checkbox"/> |
| • Frontal handrail, 800mm | PNC 216047 | <input type="checkbox"/> |
| • Frontal handrail, 1200mm | PNC 216049 | <input type="checkbox"/> |
| • Frontal handrail, 1600mm | PNC 216050 | <input type="checkbox"/> |
| • Large handrail - portioning shelf, 800mm | PNC 216186 | <input type="checkbox"/> |
| • 2 side covering panels for top appliances | PNC 216277 | <input type="checkbox"/> |
| • Pressure regulator for gas units | PNC 927225 | <input type="checkbox"/> |

Front

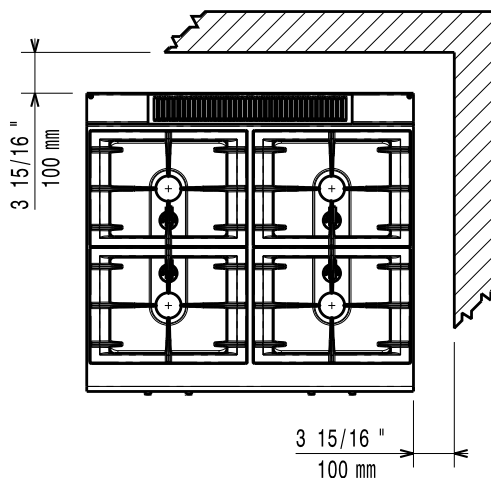


Side



G = Gas connection

Top



Gas

Natural gas - Pressure:

371167 (E7GCGH4C0A) 7" w.c. (17.4 mbar)

LPG Gas Pressure:

11" w.c. (27.7 mbar)

Gas Power:

22 kW

Gas Type Option:

LPG;Town

Gas Inlet:

1/2"

Key Information:

If appliance is set up or next to or against temperature sensitive furniture or similar, a safety gap of approximately 150 mm should be maintained or some form of heat insulation fitted.

Net weight:

38 kg

Shipping weight:

48 kg

Shipping height:

540 mm

Shipping width:

820 mm

Shipping depth:

860 mm

Shipping volume:

0.38 m³

Front Burners Power:

5.5 - 5.5 kW

Back Burners Power:

5.5 - 5.5 kW

[NOT TRANSLATED]

N7CG

Back Burners Dimension - mm

Ø 60 Ø 60

Front Burners Dimension - mm

Ø 60 Ø 60